



**Midwest Prospect's Sioux Falls**

**Showcase**

**Results**

**June 7<sup>th</sup>, 2024**

***Treyton Decker***

## 60 Yard Dash Times

7.88, 7.94

### IF Velocity

64-66, 72mph

### OF Velocity

-

### 1B - Velocity

73-74, 76mph

### C - Velocity

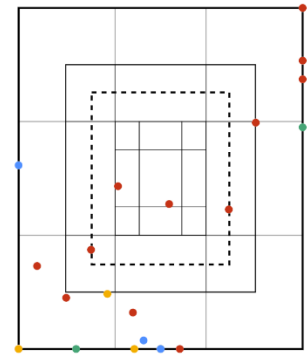
-

### C- Pop Times

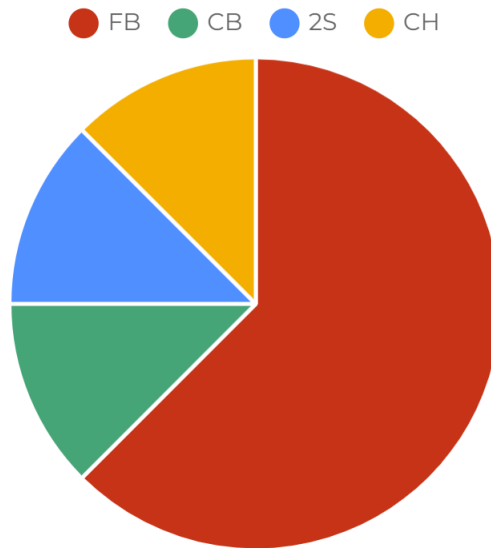
-

### DATA

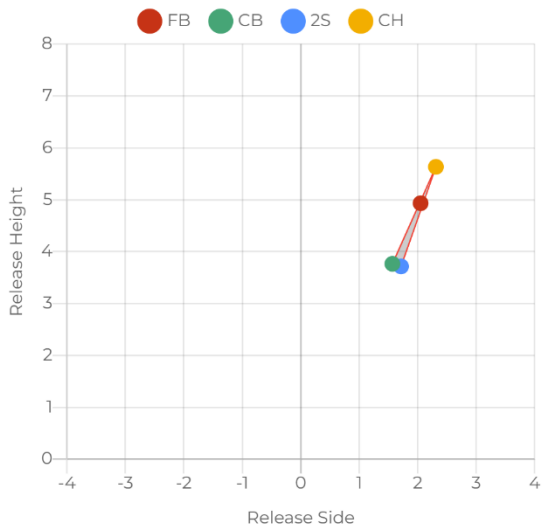
Pitch Type	Velo	Max. Velo	RPM	Max. RPM	V-Break	H-Break	Spin Eff.	Gyro Degree	Spin Dir.	Strike %	R. Angle	H. Angle	R. Height	R. Side
FB	76.7	81.6	1,926	2,179	8.3	13.0	98.4	2	01:54	30.8%	-0.9	-3.3	4.9	2.1
CB	67.3	69.5	1,660	1,887	3.2	3.8	69.4	34	00:27	0.0%	0.3	-1.5	3.8	1.6
2S	77.6	78.9	2,123	2,123	6.9	11.7	99.2	-7	02:08	0.0%	-0.4	-3.9	3.7	1.7
CH	71.5	74.4	1,659	1,813	7.6	19.3	99.9	-1	02:17	0.0%	-1.4	-5.6	5.6	2.3



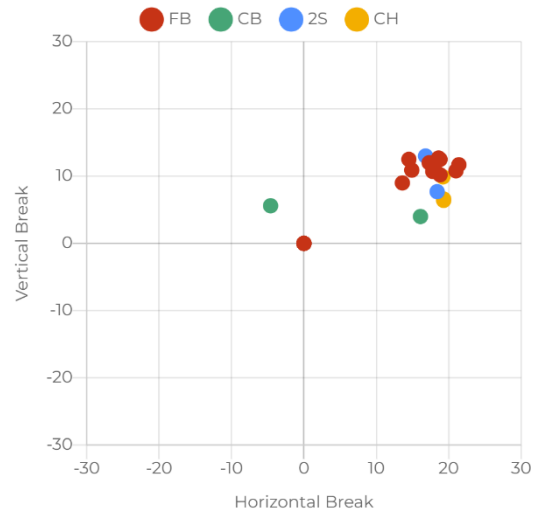
### PITCH TYPE %



### RELEASE AVERAGES



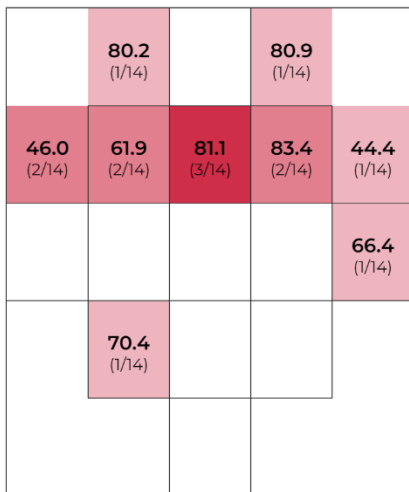
### BREAK PLOT



## DATA

	Avg	Max	Hard Hit Avg		
Exit Velocity	69.2	89.8	83.0	Batting Avg.	0.357
Launch Angle	6.8	66.0	16.5	xwOBA	0.320
Direction	12.4°R	60.8°R	24.5°R	Slugging	0.545
Distance	74	336	171	Hard Hit %	42.9%
Spin Rate	1,480	3,010	1,812	Bombs %	7.1%
				Ropes %	21.4%

### EXIT VELOCITY BY ZONE



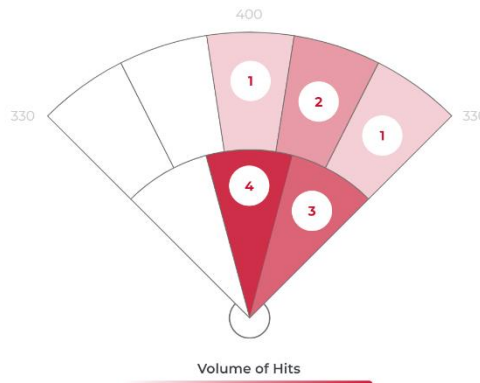
Volume of Hits

### HIT CLASSIFICATION

- Dribbler
- Ground Ball
- Low Line Drive
- High Line Drive
- Fly Ball
- Pop Up



### HIT VOLUME



Zone	Pull	Middle	Oppo
Volume of Hits	0/11	6/11	5/11
Avg. LA	-	7.0	25.0
Avg. EV	-	60.0	80.0
Avg. Spin	-	1,200	1,454
Avg. Distance	-	123	158

### HIT OUTCOMES

- Single
- Double
- Field Out
- Foul Ball

